




Bridge Technology
PO Box 9275
Chandler Heights, AZ 85227

Tel: 480-988-2256
Cell: 480-242-6703
Fax: 480-452-0172
Email: sales@bridgetec.com
Web: www.bridgetec.com



MP55T


Easy-Slide Magnet / Sample Kit for use with the Ecopia HMS-3000 Hall Measurement System



The optional **MP55T Easy-Slide Sample Kit** reduces the effort required to change the position of the magnetic field when using the HMS-3000. Instead of the standard sample kit which includes one 0.55 Tesla magnet set which must be inserted and moved during the test, the MP55T includes TWO of the 0.55 Tesla magnets which are mounted on a ball bearing slide mechanism integrated with the LN2 reservoir and sample lid. The three magnet positions, i.e., “no magnet”, “north-south polarity”, or “south-north polarity” can be easily achieved by sliding the knob in the front of the MP55T to one of the three positions. This eliminates lifting, installing, removing, and reinserting the magnet into the sample kit by hand during the test procedure. The MP55T is available as an original configuration or it can be purchased as an upgrade.

Net weight ~14 Kg., Crated weight ~18 Kg.

MP55T Easy-Slide Magnet / Sample Kit




This image shows the sample mounted on a board and installed in the sample lid, but not yet installed into the MP55T sample kit. The blue arrow is pointing to the board mounted sample in the lid.

The yellow-green arrow is pointing to the LN2 reservoir.


The knob (white arrow) has been positioned in the center so that the magnets are positioned away from the reservoir where the sample will be mounted upside down into the LN2 reservoir. This is the starting position for the test, in which the magnet is not yet introduced to the sample.

The sample normally would be installed, however, to show the magnet position, it has been left out.



Here the knob (see hands pointing) has been moved to the far right position, placing the magnet field in the north \rightarrow south orientation.

The sample normally would be installed, however, to show the magnet position, it has been left out.



Here the knob (see hands pointing) has been moved to the far left position, placing the magnet field in the south \rightarrow north orientation.

The sample normally would be installed, however, to show the magnet position, it has been left out.